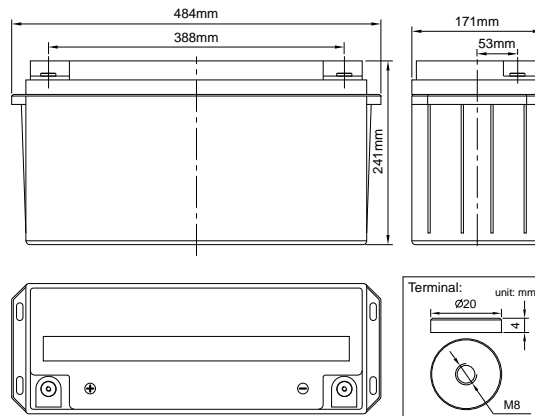


# DC150-12



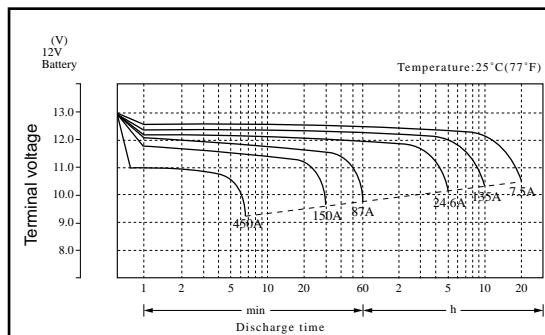
## Specifications

Nominal Voltage		12V
Rated Capacity(20 hour rate)		150AH
Dimension	Total Height (with terminals)	241mm(9.49inches)
	Height	241mm(9.49inches)
	Length	484mm(19.06inches)
	Width	171mm(6.73inches)
Weight		Approx.49.6kg(109.35lbs)

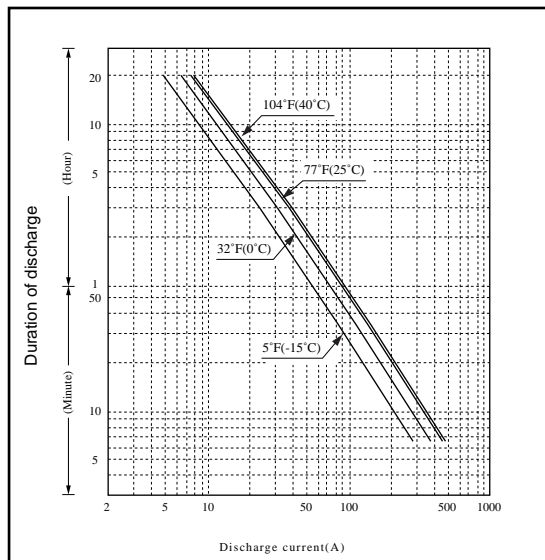
## Characteristics

Capacity 77°F(25°C)	20 hour rate(7.5A)	150AH
	10 hour rate(13.5A)	135AH
	5 hour rate(24.6A)	123AH
	1 hour rate(87A)	87AH
Internal Resistance	Full charged Battery 77°F(25°C)	2.5mΩ
Capacity affected by Temperature (20 hour rate)	104°F(40°C)	102%
	77°F(25°C)	100%
	32°F(0°C)	85%
	5°F(-15°C)	65%
Self-Discharge 77°F(25°C)	Capacity after 3 month storage	91%
	Capacity after 6 month storage	82%
	Capacity after 12 month storage	64%
Max. Discharge Current 77°F(25°C)		2250A(5S)
Terminal	Standard	F17
	Optional	F9
Charging (Constant Voltage)	Cycle	Initial Charging Current 30A Or Small 14.5V~14.9V/77°F(25°C)
	Float	13.6V~13.8V/77°F(25°C)

## Discharge characteristics 77°F(25°C)



## Duration of discharge vs. Discharge current



## Constant Power Discharge Watts Per Cell @ 77°F(25°C)

Cut off voltageV/cell	5M	10M	15M	30M	45M	1H	2H	3H	5H	8H	10H	12H	24H
1.60	838	642	523	329	243	191	111	77.6	52.1	34.2	29.0	25.0	12.9
1.65	806	624	510	325	240	189	110	76.9	51.8	34.2	29.0	25.0	12.9
1.67	797	617	503	322	238	187	110	76.2	51.7	34.2	29.0	25.0	12.9
1.70	762	594	485	317	235	185	110	75.8	51.6	34.2	29.0	25.0	12.9
1.75	722	564	464	307	229	184	109	75.2	51.1	33.8	28.7	25.0	12.9
1.80	681	534	444	298	223	182	108	74.6	50.6	33.3	28.3	24.6	12.9

**Note** The above data are average values, and can be obtained within 3 charge/discharge cycles. These are not minimum values.